

TAKENOKO

AN ANTOINE BAUZA GAME




13+
YEARS OLD



2 TO 4
PLAYERS



AROUND 45
MINUTES



GAME STORY

At the Japanese Imperial court, a long long time ago...

After a long series of disputes, diplomatic relations between Japan and China are finally on the mend. In order to properly celebrate this alliance, the Chinese Emperor gifted to his Japanese counterpart a sacred animal, a Giant Panda bear, a symbol of peace.

The Japanese Emperor has entrusted his court members (the players), with the difficult task of caring for the animal by setting up his bamboo garden. The players

will cultivate the land plots, irrigate them and grow one of the three species of bamboo (Green, Yellow and Pink) with the help of the Imperial gardener.

They will have to bear with the ravenous hunger of the sacred animal for the juicy and tender bamboo...

The player who grows the most bamboo, managing his land plots best while feeding the delicate Panda will win the game.



GAME MATERIAL

- 28 Plots
- 36 Green Bamboo sections
- 30 Yellow Bamboo sections
- 24 Pink Bamboo sections
- 20 irrigation channels
- 9 Improvements
- 46 "objective" cards
- 4 Individual boards
- 8 action chips
- 1 weather die
- 1 Panda
- 1 Gardener
- 1 Rule booklet

JAPANESE LESSON TIME

Takenoko means literally "Bamboo Sprout", the 2 ideograms are combined in the common Japanese liaison Kanji: [no]:

Take [no] Ko
 竹の子
 (Bamboo) (Child or Sprout)

ELEMENTS OF THE GAME

Before you embark on your first game, take some time to familiarize yourself with the different game elements and their functions.



PLOTS

The plots are pieces of land where bamboo grows. They come in three colors: green, yellow and pink. Bamboo does not grow on the special "pond tile".



BAMBOO

There are three varieties of bamboo which match the colors of three plots: green, yellow and pink.



IRRIGATION

Bamboo shoots need water. Without it, there is no growth! Fortunately, we can use irrigation to water the plots.



IMPROVEMENTS

The Improvements facilitate the growth of bamboo. Some plots have a built-in Improvement and some additional Improvement chips are available.



GARDENER

The gardener supervises the bamboo and ensures the proper growth of carefully cultivated bamboo plots.



PANDA

The giant panda roams freely through the bamboo and has a voracious appetite for juicy bamboo.



OBJECTIVES

To please the Emperor, players will need to meet 3 different categories of objectives which will yield victory points.



WEATHER DICE

Weather conditions, as determined by the Weather Dice, play an important role in the improvement of the bamboo garden.



EMPEROR

In good time, his Majesty will visit the gardens and declare a winner.

PREPARATION

Place the special "pond tile" 1 at the center of the playing surface. Place the gardener 2 and the panda 3 figurines on this plot. Mix the remaining Land Plot tiles 4 to form a draw pile, face down. Lay irrigation channels 5 and improvements (sorted by type) 6 next to this draw pile as reserve. Set the "Emperor" card 7 aside and sort the remaining cards by category (plot, gardener, panda) 8 and shuffle them to form three draw piles, face down.

Each player receives his individual board 9, 2 action chips 10 and one card of each category 11 (each player makes sure to keep his cards hidden).

The tallest player starts the game.



PLAYING THE GAME

Turn order proceeds clockwise. When his turn comes, a player **must** perform two steps in this order:

1) DETERMINE WEATHER CONDITIONS

Warning: weather comes into play during the second round of play. In the first round, players ignore this step and proceed directly to the next. The player rolls the Weather Die and applies the effect of the climatic conditions obtained.



SUN

Great sun shines on the bamboo garden.

The player gains an additional action. This action must be different from their two regular actions.



RAIN

A fine rain nourishes the young bamboo shoots.

The player may place a Bamboo section on the irrigated plot of his choice, up to a limit of four sections per plot.



WIND

A refreshing breeze blows through the bamboo garden.

The player may, but is not required to, take two identical actions in this round (instead of two different actions).



STORM

The sky rumbles and lightning strikes, frightening the panda.

The player can put the panda on the plot of his choice. To recover from his fear, the shy animal eats a section of bamboo.



CLOUDS

Gray clouds darken the sky. Never mind, it is time to go on and perform some handy work.

The player chooses an Improvement chip from those available in the reserve. It can then be placed immediately on a plot or stored on his individual Board (see page 8). If no Improvement is available, the player applies the effect of another climatic condition of his choice (sun, rain, wind or storm).



If he gets the "?" face, the player chooses what conditions they wish to apply this turn: Sun, Rain, Wind, Storm or Clouds.

2) PERFORM ACTIONS AND MEET OBJECTIVES

The player has two actions to take which must be chosen from among five options.

NOTE: these actions must be different from one another!

To finalize their choices, the player puts two chips on the appropriate spaces of their individual Board.

The order in which the actions are resolved is chosen by the player.

Then the player passes the weather die to the player on his left.

The five actions are described in more detail in the following pages.



PLOTS

The player draws three plots and chooses one.



IRRIGATION CHANNEL

The player takes an irrigation channel from the reserve. He can use it immediately or keep it in his reserve for later rounds.



GARDENER

The player moves the gardener in a straight line in the direction of his choice. He grows a section of bamboo on the plot where he finishes his movement as well as on all adjacent plots of the same color. Remember: Sections only grow in irrigated plots.



PANDA

The player moves the panda in a straight line in the direction of his choice. The panda eats a bamboo section from the plot where he finishes his movement.



OBJECTIVE

The player draws an objective card of the category of his choosing and adds it to his hand.



PLOTS

The player draws three plots, chooses one and places the other two back on top of the deck, face-down in the order of his choice.

The selected plot is then put into play following either one or both of the following rules:

- The plot is adjacent to the special "pond tile".
- The plot is adjacent to two plots already in play

Each plot can grow one and only one bamboo shoot of its color.

Note: the plots next to the special pond and those with the watershed improvement are automatically irrigated! A bamboo section is immediately added (see under "Irrigation").

Regardless of color, some plots have built-in Improvements (see page 7).



In Green, the correct locations. In Red, incorrect locations.



IRRIGATION CHANNEL

The player takes an irrigation channel from the reserve. Irrigation can be put into play immediately or stored for subsequent rounds. If a player has an irrigation channel in his reserve, it can be used at any time during his turn; this does not count as an action. Irrigations are placed on the border of two plots and form a network that always starts from a corner of the special "pond tile".

The sides of the special "pond tile" can not accommodate irrigation channels.

A plot is irrigated if it has at least one of the following conditions:

- 1) It is adjacent to the special "pond tile", in which case the irrigation is automatic.
- 2) At least one of its six edges hosts an irrigation channel.
- 3) It has a watershed improvement.

When a plot is irrigated for the first time, a section of bamboo of its color is added.

A plot is eligible for this first shoot only once.

If an irrigation channel irrigates two plots simultaneously, a section of bamboo is added to each.



Adding an irrigation channel

Growth on the newly irrigated plot



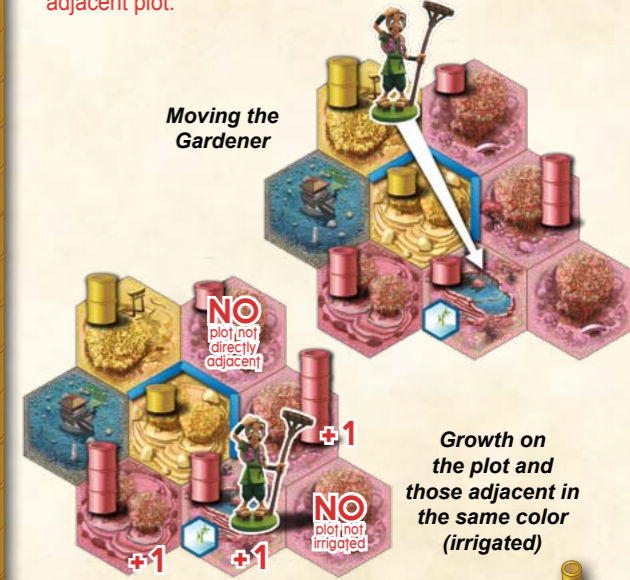
GARDENER

The player moves the gardener in a straight line, any number of plots in the direction of his choice. The gardener is only allowed to move over plots, not empty spaces between plots. He grows a section of bamboo on the plot where he finishes his move as well as on all directly adjacent plots of the same color.

If a plot has bamboo at a height of four sections, then no section is added, because 4 sections is the maximum size of a bamboo shoot.

Remember: Sections never grow in non-irrigated plots, even if the gardener finishes his move on the plot or on an adjacent plot.

Moving the Gardener



Growth on the plot and those adjacent in the same color (irrigated)

Important! Each player owns the elements stored on his individual board, but all elements of the bamboo garden (plots, irrigation channels, improvements and bamboo sections) are common to all players.

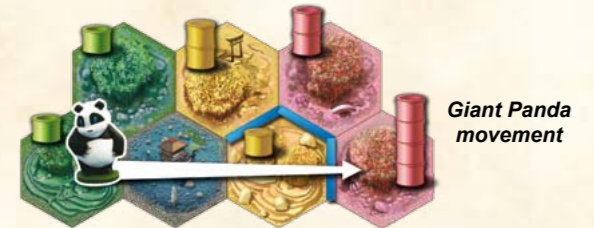


PANDA

The player moves the panda in a straight line, any number of plots in the direction of his choice. The panda is only allowed to move over plots, not empty spaces between plots.

The panda eats a bamboo section from the plot where he finishes his movement.

The player keeps this Bamboo section on his individual board. It can be used to fulfill a Giant panda objective.



Giant Panda movement



He eats a bamboo section on the plot where he stops

Details on the movements

- The gardener and the Panda can cross or end their movement on the special "pond tile".
- They cannot cross an empty space between two plots and must stop before the empty space.
- To benefit from their action (Gardener or Panda), a player must move them at least one space.

OBJECTIVES

The player draws an objective card of the category of their choosing and adds it to his hand.

Reminder: a player can only have a maximum of 5 cards. If a player has five cards in his hand he can not draw a sixth one. He must complete at least one objective before drawing again.



PLOTS OBJECTIVES

These cards represent three or four adjacent plots.

To fulfill this objective, the configuration shown on the card must be reflected in the bamboo garden.

Important: To be valid the combination must be entirely composed of irrigated plots.



COMPLETING OBJECTIVES

This does not count as an action. At any time during his turn, a player may complete an objective if the conditions shown on the card are met. To complete an objective, the player places the card face up in front of him. It is possible to complete several objectives during the same turn.

Important: a completed objective is never lost, even if conditions on the board change. It is sufficient that the conditions shown on the card were met at the time when the objective was completed.



GARDENER OBJECTIVES

- These cards represent either:
- a bamboo shoot of four sections, with a specific improvement
 - a bamboo shoot of four sections, without improvement
 - a group of several bamboo shoot of three sections without any improvement constraints.


To fulfill this objective, the configuration shown on the card must be reflected in the bamboo garden.



PANDA OBJECTIVES

These cards represent 2 or 3 bamboo sections.

To fulfill this objective, the player must have the required sections on his individual board. These sections must be put back into the reserve after the objective is completed.



The plots should appear in the bamboo garden as indicated on the card and all of these plots must be irrigated.



A size 4 bamboo on a plot with a fertilizer Improvement.



A size 4 bamboo on a plot without Improvement.



At least 4 green bamboo of exactly 3 sections each on plots (adjacent or not) with or without Improvements.



To validate those objectives, the player must have in his "eaten bamboo reserve", the bamboo sections indicated on the card. Once objective is completed the bamboo sections are put back into the reserve.



ADVANCED PLAYERS RULE (VARIANT)

If a player picks an objective card already completed in the bamboo garden, he must discard it and picks a new objective card of the category of their choosing.

IMPROVEMENTS

The improvements can be built into a plot (in which case they are printed on the plot) or can be added if a player has acquired an improvement chip thanks to the "Clouds" weather condition. If a player has an improvement in his reserve, it can be used at any time during his turn; this does not count as an action.


Improvements can only be added to plots where bamboo has not yet grown (this means plots which were just placed, plots which are not irrigated, and plots where the Panda has just eaten everything!).

Each plot can have one and only one Improvement (whether built-in or added), and it is not possible to change it later.



ENCLOSURE

The enclosure protects the bamboo in its plot. The panda can move across or stop there, but cannot eat any bamboo there.



FERTILIZER

Fertilizer increases the growth of bamboo on its plot. Each time the bamboo grows, two sections are added instead of one (subject to the usual 4 sections maximum).



WATERSHED

The watershed provides the bamboo in its plot all the water it needs. Therefore this plot does not need to be irrigated and automatically benefits from the addition of first growth related to irrigation (see Irrigation).

Warning: a watershed cannot under any circumstances be used as the beginning of a new irrigation system.



END OF THE GAME

The Game end conditions depend on the number of players:

- **2 players:** when a player completes his **ninth objective**, it triggers the last round.
- **3 players:** when a player completes his **eighth objective**, it triggers the last round.
- **4 players:** when a player completes his **seventh objective** it triggers the last round.

The player who started the final round takes the Special 'Emperor' card (worth 2 points) and finishes his turn.

Note: A player may still complete other objectives during the turn in which he triggers the final round.

The other players then each have a final turn in which they can attempt to complete objectives to improve their scores.

Finally, the Emperor rewards the most deserving of his servants after an extensive inspection:

Each player totals the points indicated on their objectives completed during the game. Any cards still in hand have no value.

The player with the highest score wins the game and receives the congratulations of the Emperor.

In case of a tie, the player with the most points on the Panda objective cards wins. In the event of a further tie, the tied players share the victory...



INDIVIDUAL BOARD



Reminder of the weather die effects

Reminder of the actions

Irrigation channels reserve

Improvements reserve

Eaten bamboo reserve

Advice to new gardeners

Lacking a green thumb? Here are some gardening tips:

- Be sure to take a plot during your first turn: you will need a piece of land in order to start working!
- You can store the irrigation channels. Use this option! You will see that water can run out quickly during the game.
- You can play your first game without including weather. It will be a little less fun, but it will give you time to familiarize yourself with the rest of the game mechanisms!

What if components run short?

- The sections of bamboo found in the box should meet the needs of most players, but if a player runs short of sections, you can temporarily use sections of another color to represent the shoot!

- If fewer than three plots are in the stack, this action just gives you the choice between the remaining two (or you have to take the final plot). If no plots or no irrigation channels are remaining, you may not choose the associated action.

CREDITS

Author: Antoine Bauza

Illustrators: Nicolas Fructus, Joël Van Aerde & Yuio

Graphic: Julien Jeanroy-Bertrand

Translation: Eric Franklin, Michael Kröhnert, Humphrey Clerx

Testers: Mathieu Blayo Polord, Matthew Houssais, Jenny Godard, Julien Finet, Bruno Goube, Patrice Vernet, Mathias Guillaud, Bruno Cathala, Bruno Faidutti, Florian Grenier, Sandra Caillault, Françoise Sengissen, Michael Bertrand, Serge Laget, Piero, Michael Bach, Sylvain Thomas, Emily Pautrot, club members' games company, «the participants of the» Rencontres compulsive gambling, «Seb, Paquo, Nico, the jury of the 2006 contest for game designers library of Boulogne-Billancourt, the FTC Team (Luke, Marc, Alain).

Rules control: Sylvain Thomas, Matthew Bonin, Bruno Goube, and Didier Arnaud Aldebert Villechaize.

The author wishes to thank Sylvain Thomas for their help during the game development.

© Matagot - 9 rue Lakanal - 75015 Paris - France

© Bombyx - 53, avenue Carnot - 94100 Saint Maur des Fossés - France

